

Mystic Stitch Inc.



RIVER BOAT

NFP-80



Finished Sizes (approximate)

14 count: 25" x 18 1/2"

18 count: 19 3/8" x 14 3/8"

22 count: 15 7/8" x 11 3/4"

Stitches: 350 x 259

Congratulations on your purchase of a Mystic Stitch, Inc. cross stitch pattern! I am confident that you will be pleased with the quality of your project.

Included with your pattern is a clear zip-top plastic bag to protect your pattern and materials, and a coded floss list for the floss that you'll need to complete your project. Our patterns are designed using DMC floss, however, a floss conversion chart showing the color numbers for J&P and Anchor brand floss is available for download on our website www.mysticstitch.com.

White or off-white Aida fabric is recommended for all of our patterns.

PATTERN INSTRUCTIONS

The pattern begins in the upper-left corner of the pattern's first page. Your pattern chart is laid out from left to right as follows:

Page 1	Page 2	Page 3	Page 4	Page 5
Page 6	Page 7	Page 8	Page 9	Page 10
Page 11	Page 12	Page 13	Page 14	Page 15

1. Looking at the cover of your pattern, decide which size fabric (14, 18 or 22 count) that you'd like to use.
2. We recommend purchasing a piece of white or off-white aida cloth that is the size of the finished design, plus a couple of inches on each side as a margin.
3. Because of the large number of stitches, we have found the pattern to be more manageable to work with if you stitch one 10x10 stitch grid at a time, and then move on to an adjacent 10x10 block.

4. Stitch each entire page, according to the pattern layout. When you finish page 5, begin page 6 beneath the stitching of page 1.
5. Although each pattern is marked with centering arrows, like most cross stitch designs, we believe you will find it easier to begin stitching your pattern from the top left corner (page one), and following the pattern page by page.

If you have any questions regarding your pattern, or other patterns that we offer, please feel free to contact me at Mystic Stitch.

Thank you again...and happy stitching!

Kelly Morgante, Designer

Care and Washing Instructions for your Cross Stitch Projects (Courtesy of DMC®)

Care Instructions:

- ❖ When handling any needlework, always take the special care that is necessary to keep your work clean. Wash hands frequently to prevent body oils from staining the fabric or cross-stitching.
- ❖ Be sure to remove your cross-stitching from the hoop each time you stop stitching to prevent hoop marks from soiling your fabric.
- ❖ It is recommended that you use approximately 18" lengths of thread when stitching your project. This will help to avoid knotting, twisting or fraying of the thread while you work.
- ❖ Your project should be stored in a bag or workbasket when not being stitched to protect it from dust, spills, etc.

Washing Instructions:


If you have followed the above care instructions, you may not find it necessary to launder your piece before framing or finishing it. If, however, your piece has become soiled, wash it following the instructions below:


- ❖ Always wash each cross-stitch piece separately - DO NOT wash cross-stitched piece with any other cross-stitch projects or laundry items.
- ❖ Wash cross-stitch in lukewarm water with a mild detergent or dishwashing liquid. DO NOT use Woolite™, harsh detergents or chlorine bleach.
- ❖ Rinse cross-stitch several times in clear water. Do not worry if water becomes colored when washing cross-stitch - continue rinsing piece in clear water.
- ❖ Roll the cross-stitch between two clean towels squeezing gently without wringing - DO NOT allow cross-stitch piece to touch upon itself. Unroll towels and spread out piece flat to dry on a towel. NEVER leave damp cross-stitch folded or in a heap.
- ❖ To iron your piece, place the dry cross-stitch face down between two clean towels and press with a warm, not hot, iron. To remove creases or fold lines from your piece, you may find it necessary to use the steam setting on your iron.
- ❖ It is NOT recommended that Scotchgard™ or other products of this type be used on your cross-stitch projects as they may cause a chemical reaction with the thread dyes.
- ❖ It is generally NOT recommended that your cross-stitch be dry cleaned. However, certain fabrics (i.e., wools) may require dry cleaning. We suggest that you speak to your local dry cleaner, advising him that there may be a reaction between the thread dyes and the dry cleaning chemicals (i.e., benzene, trichlorethylene, etc.)

Mystic Stitch Pattern Information

Pattern Name: River Boat NFP-80
Designed by: Mystic Stitch
Stitches: 350w X 259h
Stitch type: All stitches are full cross stitches, with 2 strands of floss held together
Fabric: Aida - Antique White


<u>Symbol</u>	<u>Skeins</u>	<u>DMC</u>	<u>Color Description</u>	<u>Symbol</u>	<u>Skeins</u>	<u>DMC</u>	<u>Color Description</u>
A	1	3743	Antique Violet-VY LT	9	1	3865	Winter White
B	1	3042	Antique Violet-LT	!	1	644	Beige Gray-MD
C	1	3740	Antique Violet-DK	"	1	3033	Mocha Brown-VY LT
D	1	154	Grape-VY DK	#	1	3024	Brown Gray-VY LT
E	1	157	Cornflower Blue-VY LT	\$	1	3023	Brown Gray-LT
F	1	794	Cornflower Blue-LT	%	1	3022	Brown Gray-MD
G	1	3756	Baby Blue-UL VY LT	&	1	3787	Brown Gray-DK
H	1	775	Baby Blue-VY LT	(1	3021	Brown Gray-VY DK
K	1	3841	Baby Blue-Pale	*	1	3072	Beaver Gray-VY LT
M	1	336	Navy Blue	+	1	648	Beaver Gray-LT
N	2	823	Navy Blue-DK	<	1	647	Beaver Gray-MD
O	3	939	Navy Blue-VY DK	=	1	646	Beaver Gray-DK
P	1	3753	Antique Blue-UL VY LT	>	1	645	Beaver Gray-VY DK
R	1	3752	Antique Blue-VY LT	?	1	535	Ash Gray-VY LT
S	1	932	Antique Blue-LT	@	1	844	Beaver Brown-UL DK
T	1	931	Antique Blue-MD	^	1	159	Gray Blue-LT
U	1	930	Antique Blue-DK	{	1	160	Gray Blue-MD
V	1	3750	Antique Blue-VY DK	}	1	161	Gray Blue
X	1	3817	Celadon Green-LT	~	1	168	Pewter-VY LT
Y	1	3813	Blue Green-LT	€	1	169	Pewter-LT
Z	1	503	Blue Green-MD	⌘	1	762	Pearl Gray-VY LT
a	1	502	Blue Green	Œ	1	415	Pearl Gray
b	1	500	Blue Green-VY DK	•	1	318	Steel Gray-LT
c	1	928	Gray Green-VY LT	—	2	414	Steel Gray-DK
d	1	927	Gray Green-LT	™	3	317	Pewter Gray
e	1	926	Gray Green-MD	¢	2	413	Pewter Gray-DK
h	1	3768	Gray Green-DK	£	3	3799	Pewter Gray-VY DK
k	1	924	Gray Green--VY DK	¥	15	310	Black
m	1	772	Yellow Green-VY LT				
n	1	936	Avocado Green-VY DK				
r	1	935	Avocado Green-DK				
s	1	934	Black Avocado Green				
u	1	524	Fern Green-VY LT				
v	1	523	Fern Green-LT				
w	1	522	Fern Green				
x	1	520	Fern Green-DK				
z	1	3363	Pine Green-MD				
1	1	3362	Pine Green-DK				
2	1	613	Drab Brown-VY LT				
3	1	453	Shell Gray-LT				
4	1	451	Shell Gray-DK				
5	1	779	Cocoa-DK				
6	1	3371	Black Brown				
7	1	3031	Mocha Brown-VY DK				
8	1	B5200	Snow White				






(9)

(9) Pattern Design © Mystic Stitch All Rights Reserved (10)




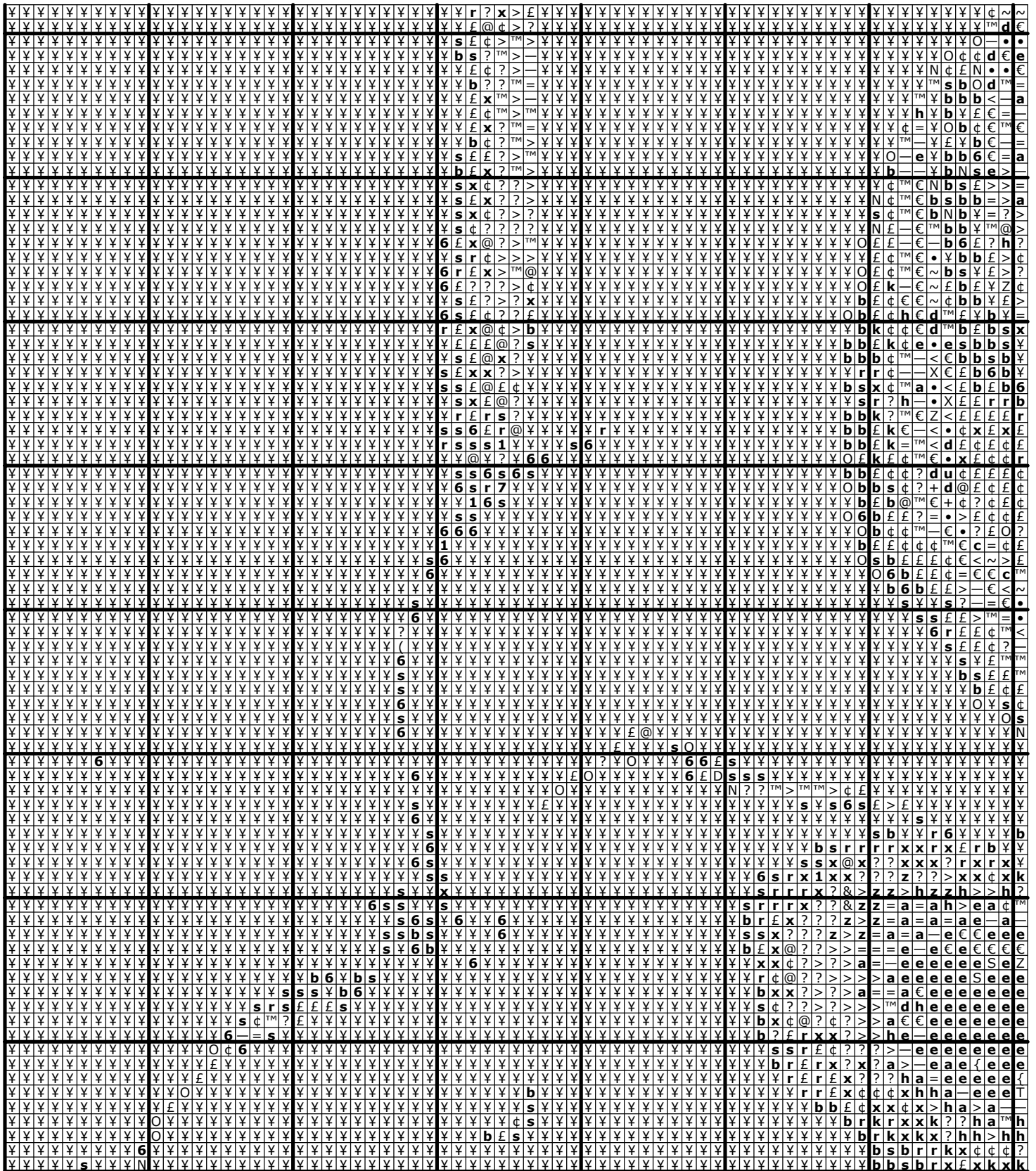



(13)

(14)

(14) Pattern Design © Mystic Stitch All Rights Reserved (15)







Pattern Design © Mystic Stitch All Rights Reserved

Pattern Design © Mystic Stitch All Rights Reserved

Pattern Design © Mystic Stitch All Rights Reserved